



抗硫化厚膜贴片电阻承认书-AS 系列

Approval Specification for Anti- Sulfuration Thick Film Chip Resistors-Type **AS**

承认书  
**APPROVAL SHEET**

厂商：丽智电子（昆山）有限公司  
：丽智电子（南通）有限公司

客户：\_\_\_\_\_

Supplier:

customer:

| 核准<br>Approved by | 审核<br>Checked by | 制作<br>Prepared by |
|-------------------|------------------|-------------------|
|                   |                  |                   |

地址：江苏省昆山市汉浦路 989 号

Address: No. 989, Hanpu Road Kunshan City Jiangsu Province

Tel:0086-0512-57780531

Fax:0086-0512-57789581

地址：江苏省南通市通州区康富路 789 号

Address: No. 789, Kang Fu Road Tongzhou District Nantong city Jiangsu province

Tel: 0086-0513-68856666

Fax: 0086-0513-68383688

## 抗硫化厚膜贴片电阻承认书-AS 系列

### Approval Specification for Anti- Sulfuration Thick Film Chip Resistors-Type **AS**

#### 1. 范围 (scope) :

##### 1.1 适用于本公司所生产的无铅、抗硫化厚膜贴片电阻 AS 系列

This specification applies to Anti-Sulfuration thick film chip resistors which meet requirements of Pb free.

##### 1.2 本公司的无铅产品指的贴片电阻端电极无铅，而存在于电阻层的玻璃中的符合 RoHS 豁免条款。

There no lead exists in terminal of resistor, and lead which exist in glass of resistor layer meets RoHS exemption.

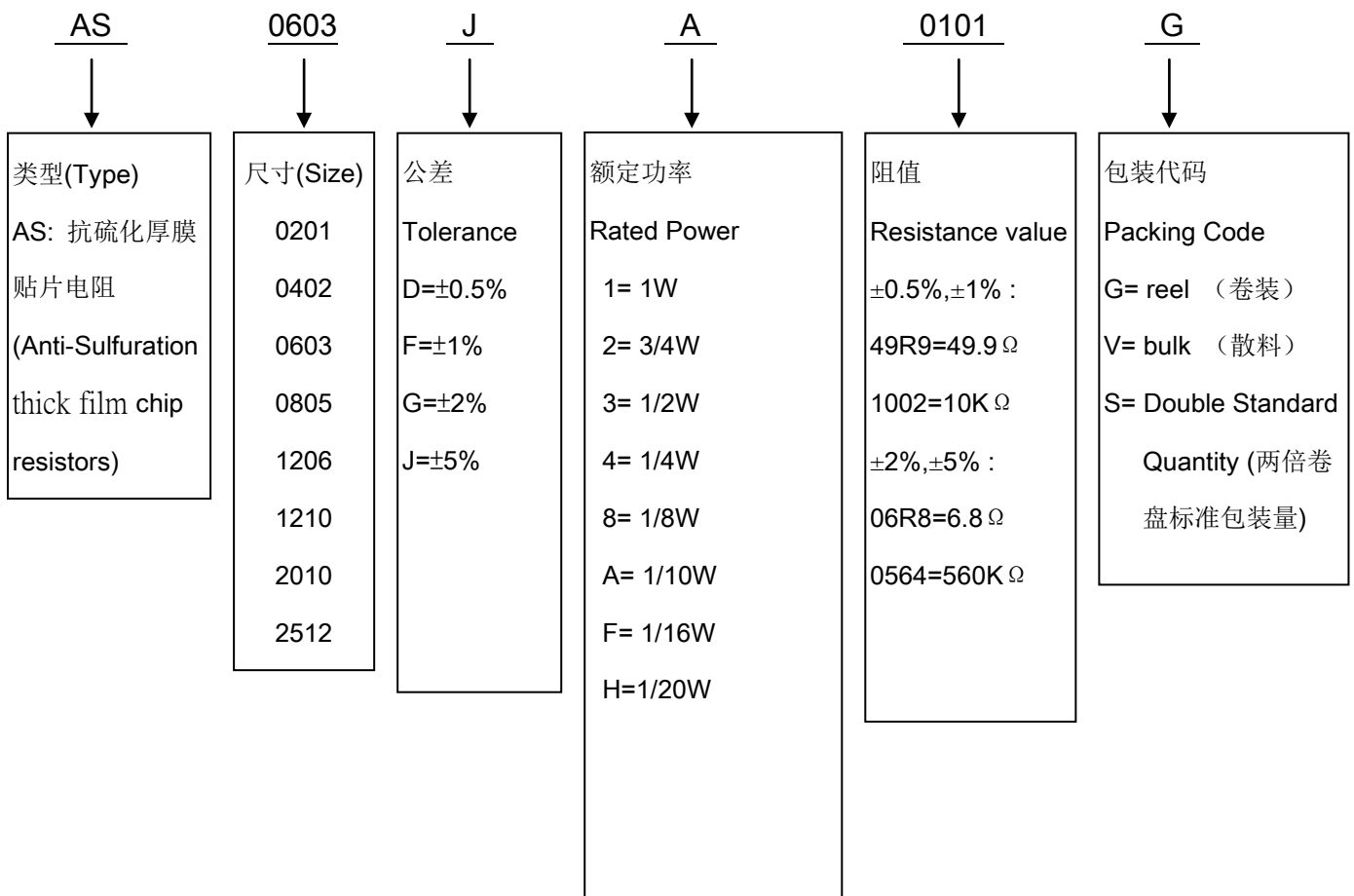
##### 1.3 符合 AEC-200 标准。

Comply with AEC-Q200 standard.

#### 2. 产品料号 (part number) :

0603 1/10W 5% 100 Ω






AS0603JA0101G



## 抗硫化厚膜贴片电阻承认书-AS 系列

### Approval Specification for Anti- Sulfuration Thick Film Chip Resistors-Type **AS**

#### 3. 电阻本体字码标示 (Marking on the Resistor's Body):

|                                                                                                                                                                                                                                                        |                                                                                      |                                                        |
|--------------------------------------------------------------------------------------------------------------------------------------------------------------------------------------------------------------------------------------------------------|--------------------------------------------------------------------------------------|--------------------------------------------------------|
| <p>※ AS0201、AS0402 因本体太小，本体上无字码标示<br/>For AS0201、AS0402 size, no marking on the body due to the small size of the resistor.</p>                                                                                                                        |    | <p>472=47×10<sup>2</sup>=4.7K Ω</p>                    |
| <p>※ 公差±5%的产品，以三字码标公差±5%的产品，以三字码标示，前两位表示阻值的有效数字，最后一位表示 10 的乘幂<br/>±5% tolerance product: the marking is 3 digits, the first 2 digits are significant figures of resistance value and the 3rd one denotes the power number of 10, (10<sup>x</sup>).</p> |    | <p>10Ω 以下标示：5R6=5.6Ω<br/>Below 10Ω: 5R6=5.6Ω</p>       |
| <p>※ ±1%的产品，以四字码标示，前三位表示阻值的有效数字，最后一位表示 10 的乘幂<br/>±1% tolerance product: the marking is 4 digits, the first 3 digits are significant figures of resistance value and the 4th one denotes the power number of 10, (10<sup>x</sup>).</p>                 |    | <p>4992=499×10<sup>2</sup>=49.9K Ω</p>                 |
| <p>※ AS0603 ±1% E96 系列的标准阻值，因电阻本体太小，采用三位代码标示。<br/>Standard E96 series values of AS0603 ±1%: due to the small size of the resistor's body, use 3digits code to indicate the resistance value.</p>                                                       |   | <p>100Ω 以下标示：6R81=6.81Ω<br/>Below 100Ω: 6R81=6.81Ω</p> |
| <p>※ 0 欧姆产品，采用 000 三位代码标示。<br/>0Ω Products, use 000 3digits code to indicate the resistance value.</p>                                                                                                                                                 |  | <p>000=0Ω</p>                                          |

## 抗硫化厚膜贴片电阻承认书-AS 系列

### Approval Specification for Anti- Sulfuration Thick Film Chip Resistors-Type **AS**

AS0603 ±1% E96 系列的标准阻值代码(Standard E96 Series Resistance Value Code for 0603 ±1% Marking)

| 代码 Code | 阻值 Value | 代码 Code | 阻值 Value | 代码 Code | 阻值 Value | 代码 Code | 阻值 Value | 代码 Code | 阻值 Value | 代码 Code | 阻值 Value |
|---------|----------|---------|----------|---------|----------|---------|----------|---------|----------|---------|----------|
| 01      | 100      | 17      | 147      | 33      | 215      | 49      | 316      | 65      | 464      | 81      | 681      |
| 02      | 102      | 18      | 150      | 34      | 221      | 50      | 324      | 66      | 475      | 82      | 698      |
| 03      | 105      | 19      | 154      | 35      | 226      | 51      | 332      | 67      | 487      | 83      | 715      |
| 04      | 107      | 20      | 158      | 36      | 232      | 52      | 340      | 68      | 499      | 84      | 732      |
| 05      | 110      | 21      | 162      | 37      | 237      | 53      | 348      | 69      | 511      | 85      | 750      |
| 06      | 113      | 22      | 165      | 38      | 243      | 54      | 357      | 70      | 523      | 86      | 768      |
| 07      | 115      | 23      | 169      | 39      | 249      | 55      | 365      | 71      | 536      | 87      | 787      |
| 08      | 118      | 24      | 174      | 40      | 255      | 56      | 374      | 72      | 549      | 88      | 806      |
| 09      | 121      | 25      | 178      | 41      | 261      | 57      | 383      | 73      | 562      | 89      | 825      |
| 10      | 124      | 26      | 182      | 42      | 267      | 58      | 392      | 74      | 576      | 90      | 845      |
| 11      | 127      | 27      | 187      | 43      | 274      | 59      | 402      | 75      | 590      | 91      | 866      |
| 12      | 130      | 28      | 191      | 44      | 280      | 60      | 412      | 76      | 604      | 92      | 887      |
| 13      | 133      | 29      | 196      | 45      | 287      | 61      | 422      | 77      | 619      | 93      | 909      |
| 14      | 137      | 30      | 200      | 46      | 294      | 62      | 432      | 78      | 634      | 94      | 931      |
| 15      | 140      | 31      | 205      | 47      | 301      | 63      | 442      | 79      | 649      | 95      | 953      |
| 16      | 143      | 32      | 210      | 48      | 309      | 64      | 453      | 80      | 665      | 96      | 976      |

AS0603 ±1% E96 系列的指数代码(Multiplier Code for AS0603 ±1% Marking)

| 代码 Code       | Y                | X                | A               | B               | C               | D               | E               | F               |
|---------------|------------------|------------------|-----------------|-----------------|-----------------|-----------------|-----------------|-----------------|
| 指数 Multiplier | 10 <sup>-2</sup> | 10 <sup>-1</sup> | 10 <sup>0</sup> | 10 <sup>1</sup> | 10 <sup>2</sup> | 10 <sup>3</sup> | 10 <sup>4</sup> | 10 <sup>5</sup> |

阻值标示如下(So the resistance value are marked as the following examples)



$$10D=124 \times 10^3=124K \Omega$$



$$38Y=243 \times 10^{-2}=2.43 \Omega$$

AS0603 ±1%的产品，在标准 E24 系列中，但不属于 E96 系列，标示与 5%的字码相同，但是在字码下加一条线  
 Standard E24 and not belong to E96 series values of AS0603 ±1%, the marking is the same as 5% tolerance but marking as underline



$$\underline{331}=33 \times 10^1=330 \Omega$$

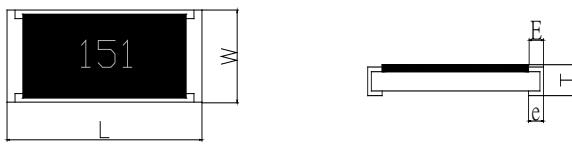


$$\underline{560}=56 \times 10^0=56 \Omega$$

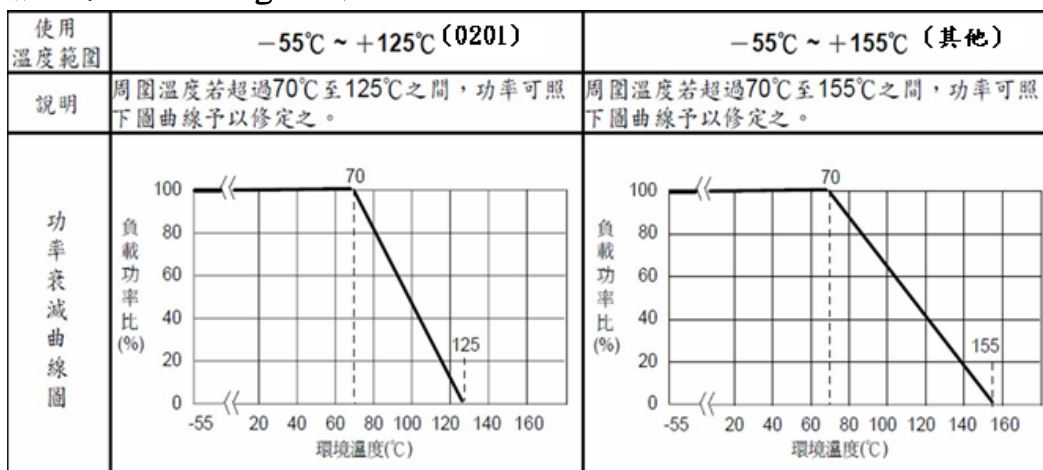
## 抗硫化厚膜贴片电阻承认书-AS 系列

### Approval Specification for Anti- Sulfuration Thick Film Chip Resistors-Type **AS**

#### 4. 尺寸 (dimension) :

| 尺寸<br>dimension |  |           |           |           |           |
|-----------------|-----------------------------------------------------------------------------------|-----------|-----------|-----------|-----------|
|                 | 单位 (unit) : mm                                                                    |           |           |           |           |
| 型别 (Type)       | L                                                                                 | W         | T         | E         | e         |
| AS0201          | 0.60±0.03                                                                         | 0.30±0.03 | 0.23±0.03 | 0.10±0.05 | 0.15±0.05 |
| AS0402          | 1.00±0.05                                                                         | 0.50±0.05 | 0.30±0.05 | 0.15±0.10 | 0.20±0.10 |
| AS0603          | 1.60±0.10                                                                         | 0.80±0.10 | 0.45±0.10 | 0.25±0.20 | 0.30±0.20 |
| AS0805          | 2.00±0.15                                                                         | 1.25±0.15 | 0.50±0.10 | 0.35±0.20 | 0.40±0.20 |
| AS1206          | 3.10±0.15                                                                         | 1.60±0.15 | 0.55±0.10 | 0.45±0.25 | 0.40±0.25 |
| AS1210          | 3.10±0.15                                                                         | 2.50±0.15 | 0.55±0.15 | 0.35±0.25 | 0.60±0.25 |
| AS2010          | 5.00±0.20                                                                         | 2.50±0.20 | 0.55±0.15 | 0.65±0.25 | 0.50±0.25 |
| AS2512          | 6.25±0.20                                                                         | 3.10±0.20 | 0.55±0.15 | 0.85±0.25 | 0.95±0.25 |

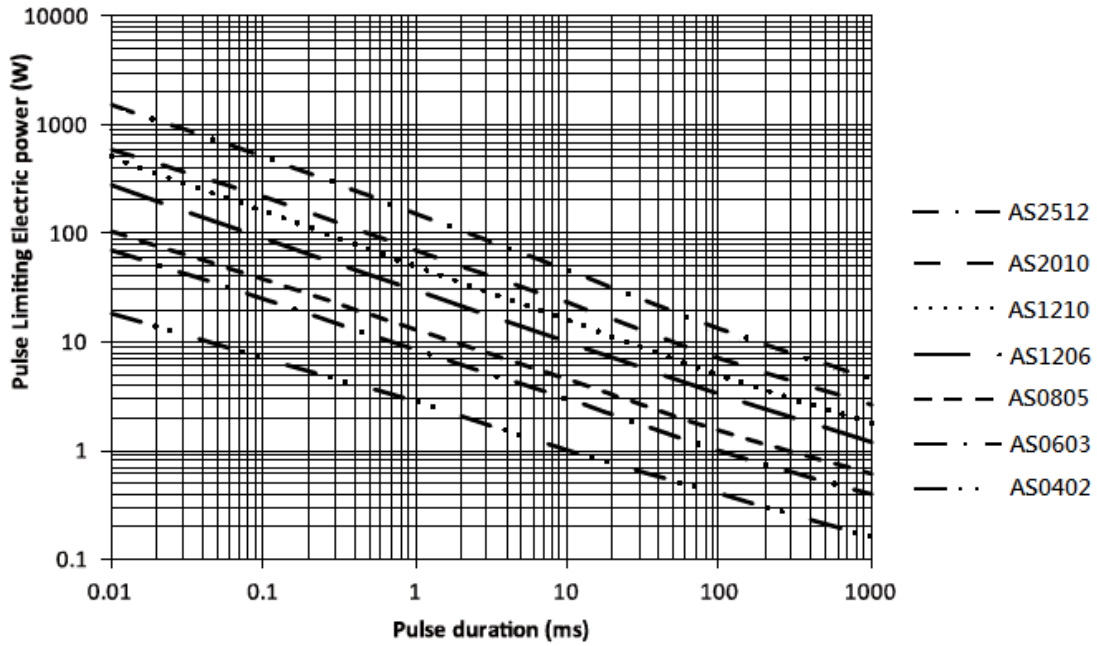
#### 5. 功率衰减曲线 ( Derating Curve) :



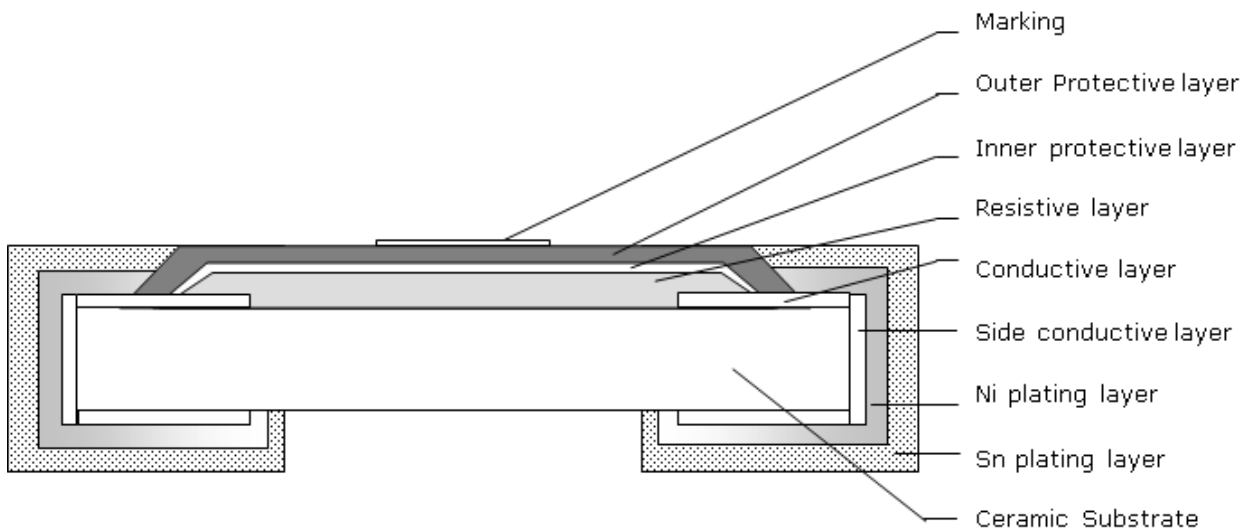
工作温度范围 (Operating Temperature Range) : -55°C ~+155°C;

儲存条件 (storage condition ) : 5~30°C, 30~75%RH.

6. 脉冲功率曲线 (Curve of Pulse Duration) :



7. 电阻结构 (Construction) :



## 抗硫化厚膜贴片电阻承认书-AS 系列

### Approval Specification for Anti- Sulfuration Thick Film Chip Resistors-Type **AS**

| No. | 结构<br>construction             | 主要材料<br>Major material                  |
|-----|--------------------------------|-----------------------------------------|
| 1   | 陶瓷基板<br>Ceramic substrate      | 三氧化二铝<br>Al <sub>2</sub> O <sub>3</sub> |
| 2   | 银电极<br>Conductive layer        | 银钯<br>AgPd                              |
| 3   | 侧电极<br>Side conductive layer   | 镍铬合金<br>NiCr                            |
| 4   | 阻体层<br>Resistive layer         | 氧化钌+玻璃<br>RuO <sub>2</sub> + glass      |
| 5   | 内保护层<br>Inner protective layer | 玻璃<br>Glass                             |
| 6   | 外保护层<br>Outer Protective layer | 环氧树脂<br>Epoxy                           |
| 7   | 文字<br>Marking                  | 环氧树脂<br>Epoxy                           |
| 8   | 镍电极<br>Ni plating layer        | 镍<br>Ni                                 |
| 9   | 锡电极<br>Sn plating layer        | 雾锡<br>Matte Tin                         |

#### 8. 阻值范围 (resistance range) :

| 型别 Type | 阻值范围<br>Resistance Range |                 |                 |
|---------|--------------------------|-----------------|-----------------|
|         | 0.5%                     | 1%              | 2%&5%           |
| AS0201  | 10Ω~10MΩ                 | 1Ω~10MΩ, Jumper | 1Ω~10MΩ, Jumper |
| AS0402  | 10Ω~10MΩ                 | 1Ω~22MΩ, Jumper | 1Ω~22MΩ, Jumper |
| AS0603  | 10Ω~10MΩ                 | 1Ω~22MΩ, Jumper | 1Ω~22MΩ, Jumper |
| AS0805  | 10Ω~10MΩ                 | 1Ω~22MΩ, Jumper | 1Ω~22MΩ, Jumper |
| AS1206  | 10Ω~10MΩ                 | 1Ω~22MΩ, Jumper | 1Ω~22MΩ, Jumper |
| AS1210  | 10Ω~10MΩ                 | 1Ω~22MΩ, Jumper | 1Ω~22MΩ, Jumper |
| AS2010  | 10Ω~10MΩ                 | 1Ω~22MΩ, Jumper | 1Ω~22MΩ, Jumper |
| AS2512  | 10Ω~10MΩ                 | 1Ω~22MΩ, Jumper | 1Ω~22MΩ, Jumper |

#### 9. 电气特性 (electrical characteristics) :

| 型别 Type                                 | AS0201 | AS0402 | AS0603 | AS0805 | AS1206 | AS1210 | AS2010 | AS2512 |
|-----------------------------------------|--------|--------|--------|--------|--------|--------|--------|--------|
| 额定功率<br>Rated power                     | 1/20W  | 1/16W  | 1/10W  | 1/8W   | 1/4W   | 1/2W   | 3/4W   | 1W     |
| 最大工作电压<br>Max Working Voltage           | 25V    | 50V    | 75V    | 150V   | 200V   | 200V   | 200V   | 200V   |
| 最大过负荷电压<br>Max Overload Voltage         | 50V    | 100V   | 150V   | 300V   | 400V   | 500V   | 500V   | 500V   |
| 绝缘耐压<br>Dielectric Withstanding Voltage | 75V    | 150V   | 220V   | 430V   | 570V   | 710V   | 710V   | 710V   |
| 零欧姆阻值<br>Resistance Value of Jumper     | <50mΩ  | <50mΩ  | <50mΩ  | <50mΩ  | <50mΩ  | <50mΩ  | <50mΩ  | <50mΩ  |
| 零欧姆额定电流<br>Rated Current of Jumper      | 0.5A   | 1.0A   | 1.0A   | 2.0A   | 2.0A   | 2.0A   | 2.0A   | 2.0A   |
| 零欧姆电阻最大电流<br>Max Current of Jumper      | 1.0A   | 2.0A   | 2.0A   | 5.0A   | 10.0A  | 10.0A  | 10.0A  | 10.0A  |

#### 备注 (remark) :

※ 额定电压计算公式 (The rated voltage is calculated by the following formula) :

$$E = \sqrt{RP}$$

E : 额定电压 (Rated Voltage) (V)

P : 额定功率 (Rated Power) (W)

R : 电阻阻值 (Resistance) (ohm)

※ 如果计算出的电压超过此型别的最大工作电压, 则此型别的最大工作电压为此电阻的额定电压。  
 In case the value calculated by the formula exceed the maximum working voltage as above table 9, the maximum working voltage shall be regarded as rated voltage.



## 抗硫化厚膜贴片电阻承认书-AS 系列

### Approval Specification for Anti- Sulfuration Thick Film Chip Resistors-Type **AS**

#### 10.性能信赖性测试 (Performance Reliability Test Methods)

| 内容<br>Item                         | 测试方法<br>Test Methods | 测试条件<br>Test Conditions                                                                                                                                                                                                                                                                                                                                                                       | 规格<br>Specification                                                                                                                                                                                                                                                                              |
|------------------------------------|----------------------|-----------------------------------------------------------------------------------------------------------------------------------------------------------------------------------------------------------------------------------------------------------------------------------------------------------------------------------------------------------------------------------------------|--------------------------------------------------------------------------------------------------------------------------------------------------------------------------------------------------------------------------------------------------------------------------------------------------|
| 温度系数<br>Temperature<br>Coefficient | JIS C 5201 4.8       | $TCR = (R - R_0) / (t - t_0) R_0 \times 10^6$ (ppm)<br>$R_0$ 电阻在室温下的阻值(resistance at room temperature)<br>$R$ 电阻在 125°C 或 -55°C 下的阻值(resistance at 125°C or -55°C)<br>$t_0$ 室温(room temperature)<br>$t$ 测试温度 (test temperature 125°C or -55°C)                                                                                                                                                | 0201 规格：<br>$1\Omega \leq R \leq 10\Omega$ ：<br>-100~+300PPM/°C<br>$10\Omega < R \leq 10M\Omega$ ：<br>$\pm 200$ PPM/°C<br><br>0402~2512 规格：<br>$1\Omega \leq R \leq 10\Omega$ ：<br>$\pm 200$ PPM/°C<br>$10\Omega < R \leq 10M\Omega$ ：<br>$\pm 100$ PPM/°C<br>$>10M\Omega$ ：<br>$\pm 200$ PPM/°C |
| 焊锡性<br>Solderability               | J-STD-002            | 用于引脚型和表面贴装型元件，不需要电气测试。放大倍数 50 倍。<br>测试条件：<br>表面贴装型：<br>a)方法 B, 干热@155°C,4 小时,@235°C,3±0.5 秒<br>b)方法 B, 蒸煮 8 小时, @235°C,3±0.5 秒<br>For pin and surface-mount components, no electrical testing required. Magnification 50 times.Test conditions:<br>Surface mount type:<br>a) Method B: dry heat @155°C,4 hours, @235°C,3±0.5 seconds<br>b) Method B: cook for 8 hours at @235°C,3±0.5 seconds | 最少 95%面积上锡<br>(Min 95% coverage)                                                                                                                                                                                                                                                                 |
| 绝缘电阻<br>Insulation<br>resistance   | JIS C 5201 4.6       | 电阻本体上加载绝缘耐压 60±5 秒后，测量绝缘阻抗<br>Applied the dielectric withstanding voltage on the center of body for 60±5seconds. Then measure insulation resistance                                                                                                                                                                                                                                           | >10GΩ                                                                                                                                                                                                                                                                                            |

## 抗硫化厚膜贴片电阻承认书-AS 系列

### Approval Specification for Anti- Sulfuration Thick Film Chip Resistors-Type **AS**

| 内容<br>Item                                    | 测试方法<br>Test Methods      | 测试条件<br>Test Conditions                                                                                                                                                                                                                                                                                                                                                                             | 规格<br>Specification                                                                          |
|-----------------------------------------------|---------------------------|-----------------------------------------------------------------------------------------------------------------------------------------------------------------------------------------------------------------------------------------------------------------------------------------------------------------------------------------------------------------------------------------------------|----------------------------------------------------------------------------------------------|
| 绝缘耐压<br>Dielectric<br>withstanding<br>voltage | JIS C 5201 4.7            | 电阻本体上加载绝缘耐压 60±5 秒。<br>Applied the dielectric withstanding voltage on the center of body for 60±5 seconds.                                                                                                                                                                                                                                                                                          | 无击穿、飞弧及可见机械性损伤<br>No evidence of flashover, mechanical damage arcing or insulation breakdown |
| 短时间过负荷<br>Short-time<br>overload              | JIS C 5201 4.13           | 加载 2.5 倍的额定电压，时间 5 秒后测量试验前后的阻值变化率。<br>Applied 2.5 times of rated voltage for 5 second.<br>Measure the variation of resistance.<br><br>$\Delta R\% = \frac{R_2 - R_1}{R_1} * 100 \text{-----} (\%)$ R1 = 试验前阻值(resistance before test)<br>R2 = 试验后阻值(resistance after test)                                                                                                                          | ±(1.00%+0.05 Ω) Max                                                                          |
| 抗焊锡热<br>Resistance to<br>soldering heat       | MIL-STD-202<br>METHOD 210 | 锡炉温度 260±5℃, 时间 10±0.5 秒，样品不进行预热。注意: 单一波峰焊-表面贴装元件按程序，浸入器件本体的 1.5mm 的深度。Soldering bath at 260±5℃ for 10±0.5sec. No pre-heat of samples. Note: Single Wave Solder-Procedure 2 for SMD and Procedure 1 for Leaded with solder within 1.5mm of device body.<br><br>$\Delta R\% = \frac{R_2 - R_1}{R_1} * 100 \text{-----} (\%)$ R1 = 试验前阻值(resistance before test)<br>R2 = 试验后阻值(resistance after test) | ±(1.00%+0.05 Ω) Max                                                                          |
| 端子弯曲<br>Board Flex                            | AEC-Q200-005              | 焊接在 PCB 板上，0201~1206 弯板深度 5mm，1210 以上弯板深度 2mm；保持 60±1s<br>Reflow solder the samples on PCB，0201~1206 bending plate depth 5mm, 1210 above bending plate depth 2mm; Keep 60±1 s<br><br>$\Delta R\% = \frac{R_2 - R_1}{R_1} * 100 \text{-----} (\%)$ R1 = 试验前阻值(resistance before test)<br>R2 = 试验后阻值(resistance after test)                                                                           | ±(1.00%+0.05 Ω) Max                                                                          |

## 抗硫化厚膜贴片电阻承认书-AS 系列

### Approval Specification for Anti- Sulfuration Thick Film Chip Resistors-Type **AS**

| 内容<br>Item                     | 测试方法<br>Test Methods        | 测试条件<br>Test Conditions                                                                                                                                                                                                                                                                                                                                                                                             | 规格<br>Specification |
|--------------------------------|-----------------------------|---------------------------------------------------------------------------------------------------------------------------------------------------------------------------------------------------------------------------------------------------------------------------------------------------------------------------------------------------------------------------------------------------------------------|---------------------|
| 负荷寿命<br>Operational life       | MIL-STD-202<br>METHOD 108   | 恒定温度 125 °C 加载 额定功率，ON<br>TIME:1.5H，OFF TIME:0.5H，额定电压 1000<br><sup>+24</sup> / <sub>0</sub> 小时<br>Load rated power, ON TIME:1.5H, OFF<br>TIME:0.5H, rated voltage 1000 +24/-0 hours<br><br>$\Delta R\% = \frac{R_2 - R_1}{R_1} * 100 \text{-----} (\%)$ R1 = 试验前阻值(resistance before test)<br>R2 = 试验后阻值(resistance after test)                                                                                    | ±(2.00%+0.05 Ω) Max |
| 耐湿特性<br>Biased Humidity        | MIL-STD-202<br>METHOD 103   | 加载 10%额定功率，85°C/85%RH,<br>持续通电 1000H,试验结束 24±4 小时后进行测试<br>1000 hours 85°C/85%RH.<br>Note: Specified conditions: 10% of operating<br>power. Measurement<br>at 24±4 hours after test conclusion.<br><br>$\Delta R\% = \frac{R_2 - R_1}{R_1} * 100 \text{-----} (\%)$ R1 = 试验前阻值(resistance before test)<br>R2 = 试验后阻值(resistance after test)                                                                          | ±(2.00%+0.05 Ω) Max |
| 温度循环<br>Temperature<br>cycling | JESD22<br>METHOD JA<br>-104 | -55°C~+155°C，循环 1000 次，在每一个极限温<br>度持续时间不超过 30 分钟，且温度转换时间<br>不超过 1 分钟，试验结束 24±4 小时后进行测试。<br>1000 Cycles (-55°C to +155°C) Measurement at<br>24±4 hours after test conclusion. 30min maximum<br>dwell time at each temperature extreme. 1min.<br>maximum transition time.<br><br>$\Delta R\% = \frac{R_2 - R_1}{R_1} * 100 \text{-----} (\%)$ R1 = 试验前阻值(resistance before test)<br>R2 = 试验后阻值(resistance after test) | ±(2.0%+0.05 Ω) Max  |

## 抗硫化厚膜贴片电阻承认书-AS 系列

### Approval Specification for Anti- Sulfuration Thick Film Chip Resistors-Type **AS**

| 内容<br>Item                                    | 测试方法<br>Test Methods      | 测试条件<br>Test Conditions                                                                                                                                                                                                                                                                                                                                                                                                 | 规格<br>Specification |
|-----------------------------------------------|---------------------------|-------------------------------------------------------------------------------------------------------------------------------------------------------------------------------------------------------------------------------------------------------------------------------------------------------------------------------------------------------------------------------------------------------------------------|---------------------|
| 温湿循环<br>Moisture<br>resistance                | MIL-STD-202<br>METHOD 106 | 25 ° C~65 ° C,90~100%RH, 2.5 小时 ; 65 ° C<br>90~100%RH, 3小时;<br>65°C~25°C,80~100%RH,2.5小时,10个循环,试验<br>结束24±4小时后进行测试.<br>25 ° C~65 ° C,90~100%RH, 2.5H; 65 ° C<br>90~100%RH, 3H; 65°C~25°C<br>80~100%RH, 2.5H, 10 cycles, Measurement at<br>24±4 hours after test conclusion.<br><br>$\Delta R\% = \frac{R_2 - R_1}{R_1} * 100 \text{-----} (\%)$ R1 = 试验前阻值(resistance before test)<br>R2 = 试验后阻值(resistance after test) | ±(2.00%+0.05 Ω) Max |
| 高温储存<br>High Temperature<br>Exposure(Storage) | MIL-STD-202<br>METHOD 108 | 155°C 下放置 1000h,不加载功率, 试验结束<br>24±4 小时后进行测试.<br>1000 hrs. @ T=155°C. Unpowered. Measurement<br>at 24±4 hours after test conclusion<br><br>$\Delta R\% = \frac{R_2 - R_1}{R_1} * 100 \text{-----} (\%)$ R1 = 试验前阻值(resistance before test)<br>R2 = 试验后阻值(resistance after test)                                                                                                                                          | ±(1.00%+0.05 Ω) Max |
| ESD 试验<br>ESD test                            | AEC-Q200-002              | 加载规定静电电压2次/间隔1秒,<br>0201/0402规格:0.5KV, 0603规格:1KV,<br>其它规格2KV:<br>0201/0402:0.5KV, 0603: 1.0KV, Other:2KV,<br>2times/1s<br><br>$\Delta R\% = \frac{R_2 - R_1}{R_1} * 100 \text{-----} (\%)$ R1 = 试验前阻值(resistance before test)<br>R2 = 试验后阻值(resistance after test)                                                                                                                                                     | ±(3.0%+0.05 Ω) Max  |

## 抗硫化厚膜贴片电阻承认书-AS 系列

Approval Specification for Anti- Sulfuration Thick Film Chip Resistors-Type **AS**

| 内容<br>Item                | 测试方法<br>Test Methods | 测试条件<br>Test Conditions                                                                                                                                                                                                                                                                                                                                                                                                                                                                                               | 规格<br>Specification                    |
|---------------------------|----------------------|-----------------------------------------------------------------------------------------------------------------------------------------------------------------------------------------------------------------------------------------------------------------------------------------------------------------------------------------------------------------------------------------------------------------------------------------------------------------------------------------------------------------------|----------------------------------------|
| 抗硫化试验<br>Sulfuration test | ASTM-B-809-95        | 方法一：温度105℃，湿热蒸硫粉试验（加饱和和硝酸钾）750hrs<br>方法二：切削油:硫粉=96.5:3.5，温度105℃，100H;<br>预处理：前后先经历3次回流焊+100次温冲<br>Method 1: steam sulfur powder test (with saturated potassium nitrate) at 105℃ with humidity and heat (750hrs)<br>Method 2: cutting oil: sulfur powder =96.5:3.5, temperature 105℃, 100H;<br>Pretreatment: before and after three reflow soldering +100 thermal shock<br><br>$\Delta R\% = \frac{R_2 - R_1}{R_1} * 100 \text{-----} (\%)$<br>R1 = 试验前阻值(resistance before test)<br>R2 = 试验后阻值(resistance after test) | $\pm(3.0\% + 0.05 \Omega) \text{ Max}$ |

## 11. 包装规格 (Tapping Specification)

## 11.1 卷盘尺寸 (reel dimension)

| 尺寸<br>Dimensions                     |      | A           | B           | C           | F           | W           |
|--------------------------------------|------|-------------|-------------|-------------|-------------|-------------|
| AS0201<br>AS0402<br>AS0603<br>AS0805 | mm   | 178±2.0     | 60.0±1.0    | 13.5±0.5    | 11.4±0.1    | 9.00±0.3    |
| AS1206<br>AS1210                     | Inch | 7.008±0.079 | 2.362±0.039 | 0.531±0.020 | 0.449±0.039 | 0.354±0.012 |
| AS2010<br>AS2512                     | mm   | 178±2.0     | 60.0±1.0    | 13.5±0.5    | 15.4±1.0    | 13.0±0.3    |
|                                      | Inch | 7.008±0.079 | 2.362±0.039 | 0.531±0.020 | 0.606±0.039 | 0.512±0.012 |

※ 备注 (Remark) : (1) 0201/0402 每卷 10,000 pcs  
0201/0402 Quantity per Reel 10,000 pcs/Reel  
(2) 2010/2512 每卷 4,000 pcs  
2010/2512 Quantity per Reel 4,000 pcs/Reel

## 抗硫化厚膜贴片电阻承认书-AS 系列

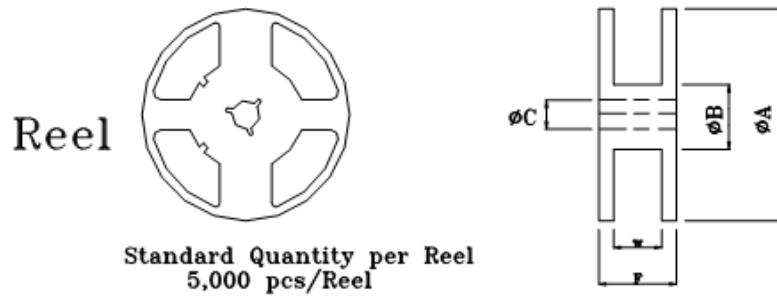
### Approval Specification for Anti- Sulfuration Thick Film Chip Resistors-Type **AS**

(3) 0603/0805/1206/1210 每卷 5,000pcs

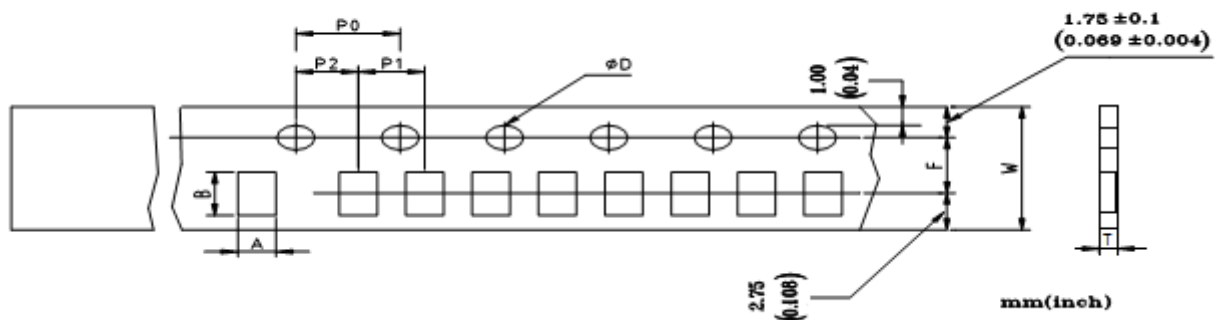
0603/0805/1206/1210 Quantity per Reel 5,000 pcs/Reel

(4) 0402 可依客户要求每卷 20,000pcs

0402 Quantity per Reel 20,000 pcs/Reel as customer requirement



### 11.2 包装尺寸 (packing dimension)



Unit: mm

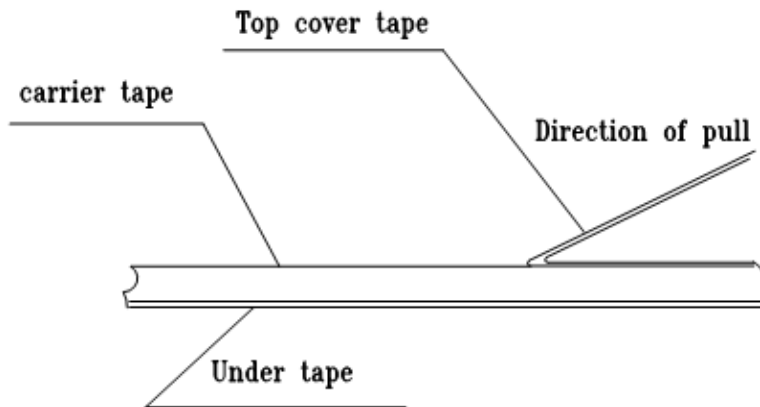
| Dimensions | A         | B         | D                                   | F         | P0        | P1        | P2        | W         | T         |
|------------|-----------|-----------|-------------------------------------|-----------|-----------|-----------|-----------|-----------|-----------|
| AS0201     | 0.38±0.05 | 0.68±0.05 | 1.50± <sub>0.0</sub> <sup>0.1</sup> | 3.50±0.05 | 4.00±0.10 | 2.00±0.10 | 2.00±0.05 | 8.00±0.20 | 0.42±0.07 |
| AS0402     | 0.65±0.10 | 1.15±0.10 | 1.50± <sub>0.0</sub> <sup>0.1</sup> | 3.50±0.05 | 4.00±0.10 | 2.00±0.10 | 2.00±0.05 | 8.00±0.20 | 0.42±0.07 |
| AS0603     | 1.10±0.10 | 1.90±0.10 | 1.50± <sub>0.0</sub> <sup>0.1</sup> | 3.50±0.05 | 4.00±0.10 | 4.00±0.10 | 2.00±0.05 | 8.00±0.20 | 0.60±0.07 |
| AS0805     | 1.65±0.20 | 2.40±0.20 | 1.50± <sub>0.0</sub> <sup>0.1</sup> | 3.50±0.05 | 4.00±0.10 | 4.00±0.10 | 2.00±0.05 | 8.00±0.20 | 0.75±0.07 |
| AS1206     | 2.00±0.20 | 3.60±0.20 | 1.50± <sub>0.0</sub> <sup>0.1</sup> | 3.50±0.05 | 4.00±0.10 | 4.00±0.10 | 2.00±0.05 | 8.00±0.20 | 0.75±0.07 |
| AS1210     | 2.80±0.20 | 3.50±0.20 | 1.50± <sub>0.0</sub> <sup>0.1</sup> | 3.50±0.05 | 4.00±0.10 | 4.00±0.10 | 2.00±0.05 | 8.00±0.20 | 0.75±0.07 |
| AS2010     | 2.90±0.10 | 5.30±0.10 | 1.50± <sub>0.0</sub> <sup>0.1</sup> | 5.50±0.05 | 4.00±0.10 | 4.00±0.10 | 2.00±0.05 | 12.0±0.10 | 1.0±0.07  |
| AS2512     | 3.40±0.10 | 6.60±0.10 | 1.50± <sub>0.0</sub> <sup>0.1</sup> | 5.50±0.05 | 4.00±0.10 | 4.00±0.10 | 2.00±0.05 | 12.0±0.10 | 1.0±0.07  |

### Approval Specification for Anti- Sulfuration Thick Film Chip Resistors-Type **AS**

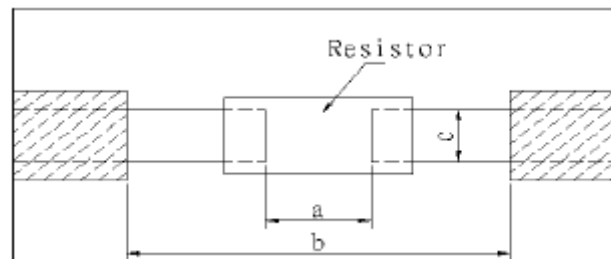
#### 12. 上胶带剥离力测试 (Peel force of top cover tape)

上胶带以 200mm/分钟的速度，沿 165~180 度角的方向进行剥离，如下图所示。纸带的剥离力范围为 10g~70g；载带的剥离力范围为 15~80g

The top cover tape is pulled at a speed of 200 mm/min with the angle between the tape during peel and the direction of unreeling maintained at 165 to 180 degree as following picture. The peel force of paper carrier tape shall be 0.1N to 0.7N (10 to 70 g), the peel force of plastic carrier tape shall be 0.15N to 0.80N (15 to 80 g)



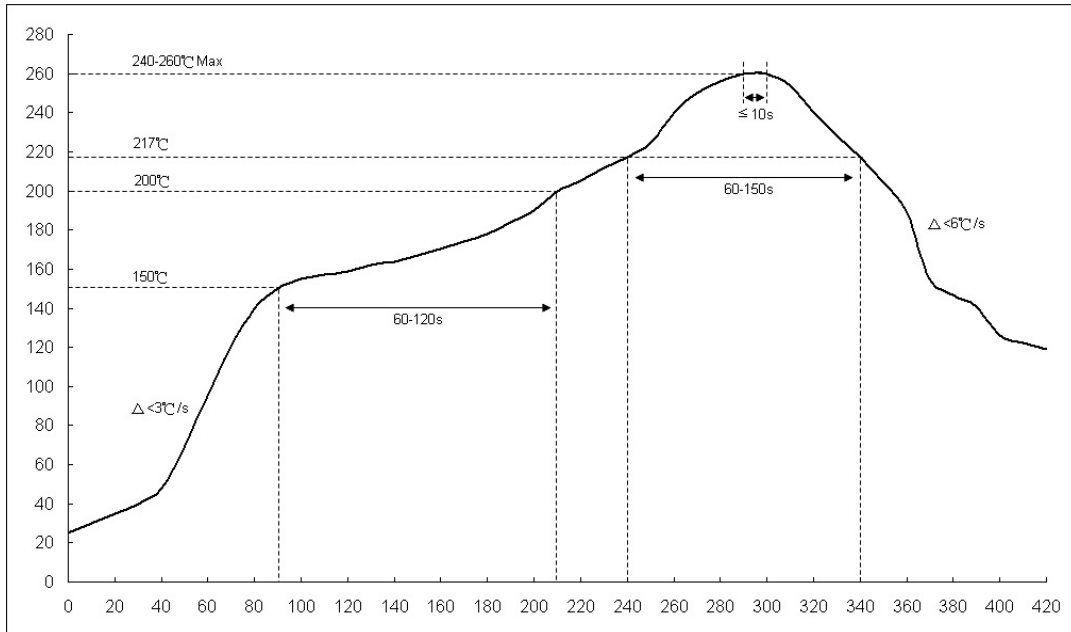
#### 13. 焊盘尺寸 (Recommended land patterns):



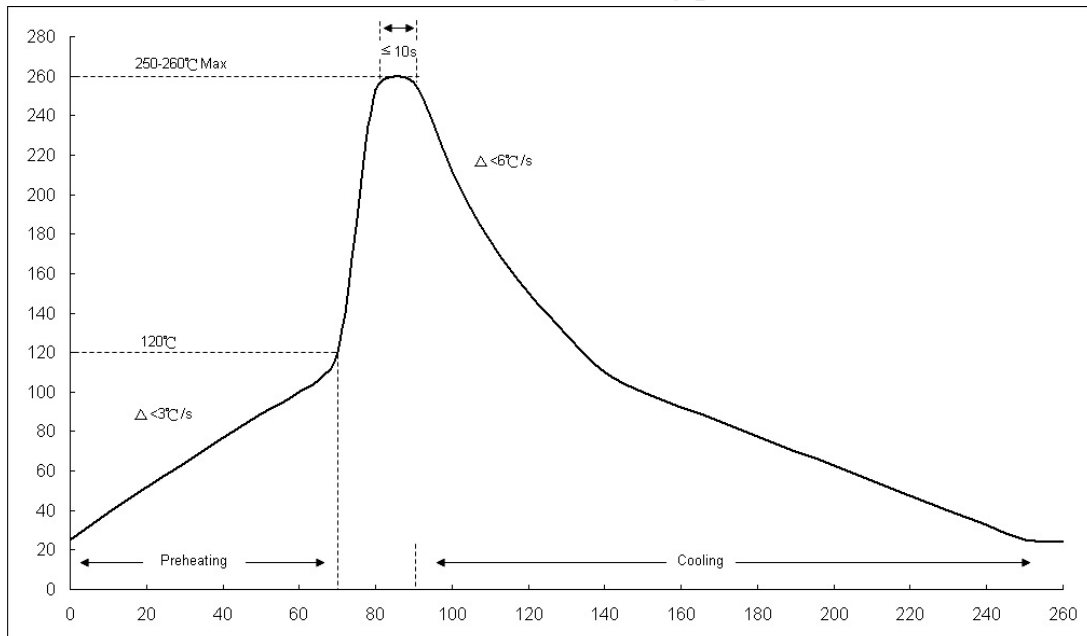
| Type \ Land pattern | Dimensions (mm) |           |           |
|---------------------|-----------------|-----------|-----------|
|                     | a               | b         | c         |
| AS0201              | 0.25~0.30       | 0.70~0.90 | 0.30~0.40 |
| AS0402              | 0.50~0.60       | 1.40~1.60 | 0.40~0.60 |
| AS0603              | 0.70~0.90       | 2.00~2.20 | 0.80~1.00 |
| AS0805              | 1.00~1.40       | 3.20~3.80 | 0.90~1.40 |
| AS1206              | 2.00~2.40       | 4.40~5.00 | 1.20~1.80 |
| AS1210              | 2.00~2.40       | 4.40~5.00 | 2.30~3.50 |
| AS2010              | 3.30~3.70       | 5.70~6.50 | 2.30~3.50 |
| AS2512              | 3.60~4.00       | 7.60~8.60 | 2.30~3.50 |

14. 焊接 (soldering)

14.1 建议回流焊曲线 (Recommend reflow soldering profile)



14.2 建议波峰焊曲线 (Recommend wave soldering profile)



14.3 手工焊温度 (hand soldering temperature)

烙鐵溫度  $350 \pm 10^{\circ}\text{C}$  3 秒之內，避免烙鐵接觸電阻本體

The iron temperature is  $350 \pm 10^{\circ}\text{C}$ , hand soldering time less than 3S. Avoid solder iron tip direct touch the components body.